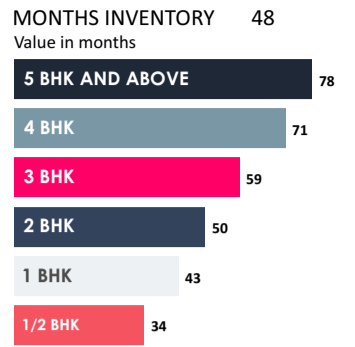
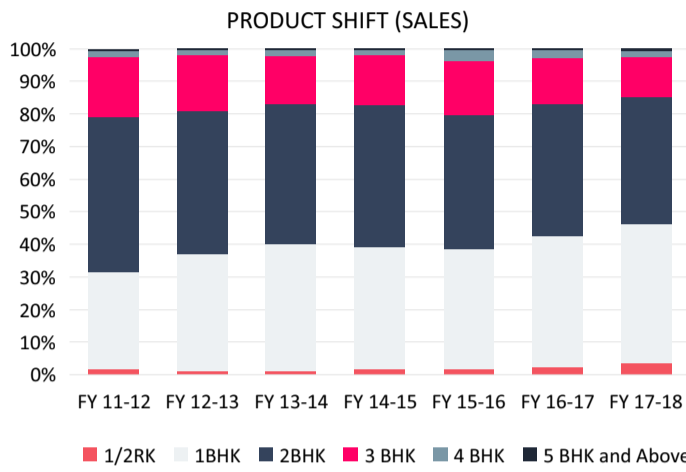
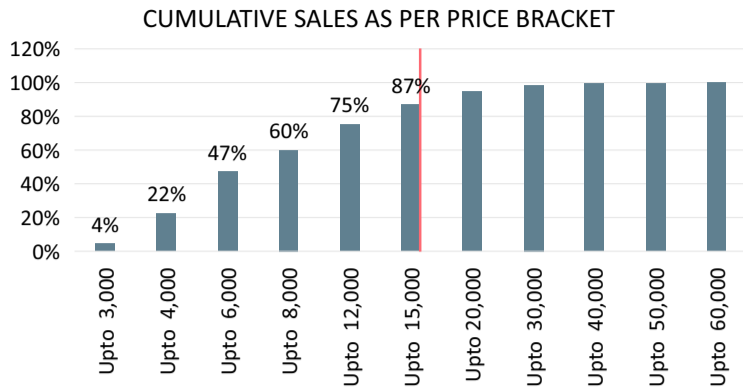
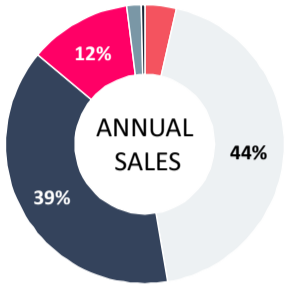




MMR: Fence sitters take plunge, compact units pitch in

ANNUAL SALES: 64.31 million sqft ▲ 22% Improvement
MONTHS INVENTORY: 48 months ▲ 17% Improvement

- 87% of the total sales have been recorded in apartments priced up to Rs 15,000/sqft.
- Affordable ticket sizes are favouring buyers towards a smaller sized typology in the market.



CENTRAL EXTENDED SUBURB
ANNUAL SALES: 15.05 million sqft
AVERAGE PRICE: ₹ 4,720 PSF 2%▲
MI 38

NAVI MUMBAI
ANNUAL SALES: 6.94 million sqft
AVERAGE PRICE: ₹ 7,633 PSF 5%▲
MI 27

THANE
ANNUAL SALES: 6.79 million sqft
AVERAGE PRICE: ₹ 9,828 PSF 1%▲
MI 51

WESTERN EXTENDED SUBURB
ANNUAL SALES: 6.64 million sqft
AVERAGE PRICE: ₹ 5,633 PSF 6%▲
MI 50

PANVEL
ANNUAL SALES: 3.50 million sqft
AVERAGE PRICE: ₹ 5,265 PSF (1)%▼
MI 46

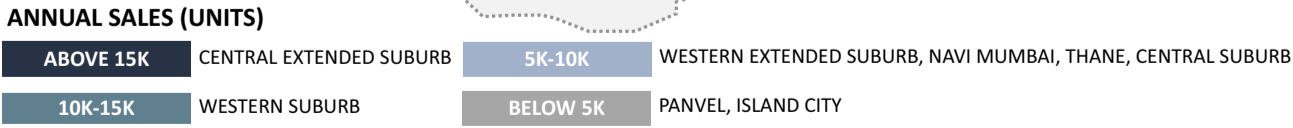
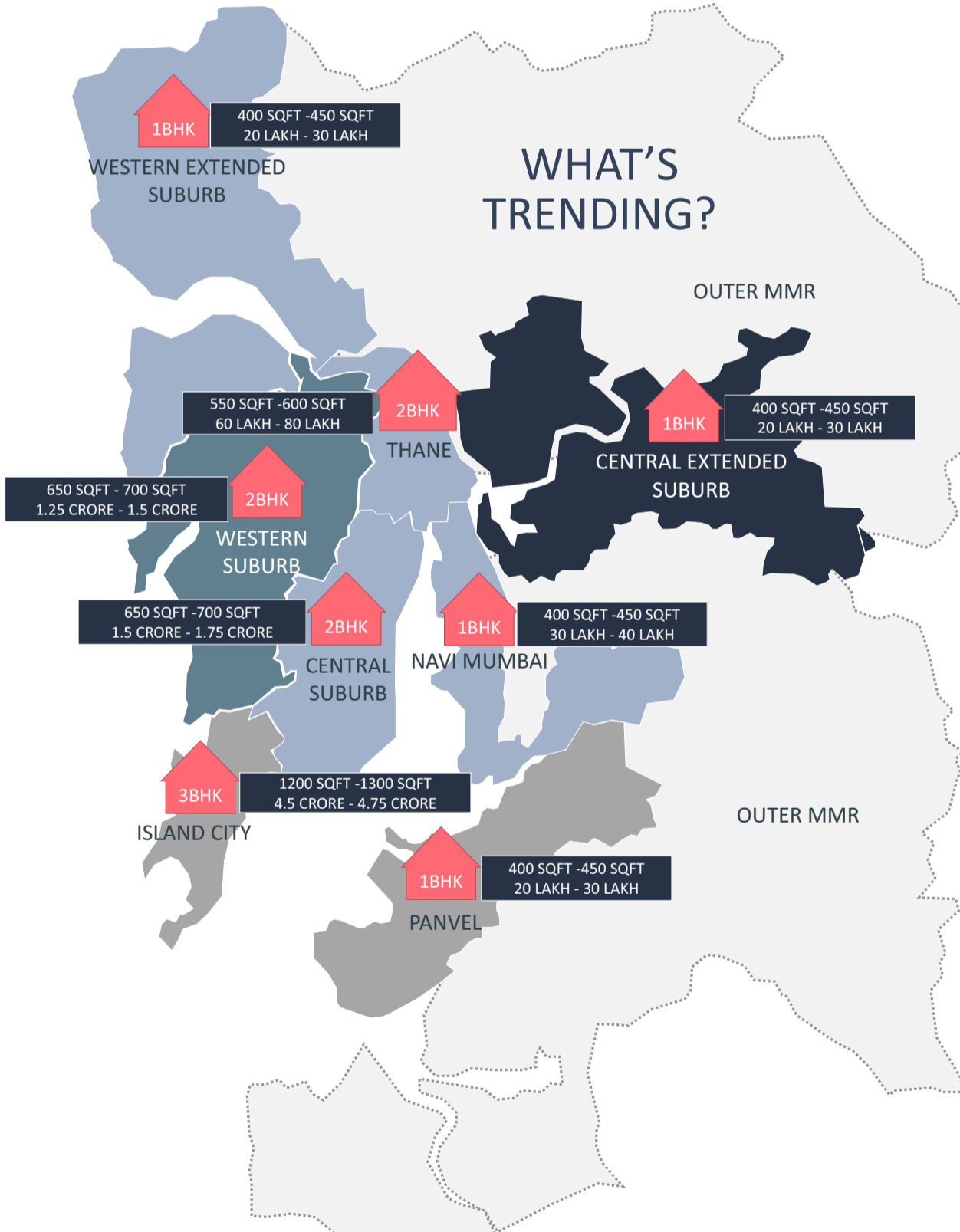
CENTRAL SUBURB
ANNUAL SALES: 7.58 million sqft
AVERAGE PRICE: ₹ 14,166 PSF 2%▲
MI 77

WESTERN SUBURB
ANNUAL SALES: 13.3 million sqft
AVERAGE PRICE: ₹ 16,715 PSF 1%▲
MI 52

ISLAND CITY
ANNUAL SALES: 4.61 million sqft
AVERAGE PRICE: ₹ 32,135 PSF (1)%▼
MI 90

INDICATION OF VARIATION IN PRICE OF NEW SUPPLY
▲ INCREASE ▼ DECREASE
MI: Months Inventory(months)

WHAT'S TRENDING?



Graphic shows various suburbs in MMR, their best performing unit type, carpet size and its specification.